


Not to scale

Sunset Lakes Resort  
info@sunsetlakesresort.com  
1-800-747-5253




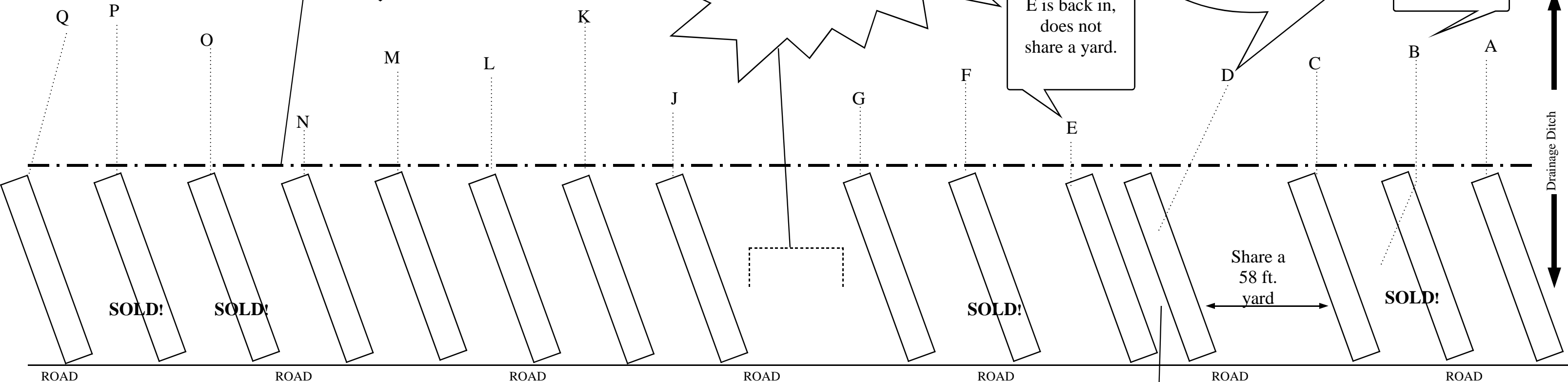
Hello- I am the Southern Boundary Line, I designate the rear of the lot. I am approximately 90 feet off the road. WOW!

Hi, I am no mans land. I have been reserved for a future lot, a drainage field, or a resort amenity.

Site D is pull in (not back in) designed for morthomes, travel trailers, or park models. No 5th Wheels

Hello friend, Lot B yard is 5 feet narrow

E is back in, does not share a yard.



Whoops! We ran out of room on the map, but 12 more lots will fit to the East!

15 ft. between units for services and slides

# L o n g L a k e

**Info:**

Lots are designed so your RV backs in with the yard facing South East (unless otherwise noted). Lot depths are approx 90 ft from road to the Southern boundary. Width on lots are approx 40 ft (meter to meter) unless noted otherwise. Concrete RV pads will be 10 feet wide and approx 80 ft long. Concrete patios can be requested in advance for under \$5.00 a sq. foot. Sewer, water and 50 amp electrical service come standard. Choosing a lot requires that you have an existing seasonal lot in your name, plus an early bird agreement on the lot you choose with a \$100 deposit. While no official occupancy date has been announced, the resort will attempt to have the said lot available for occupancy, with all reasonable efforts, during the Summer of 2008. Delays caused by permitting, weather, or construction issues may pushback completion, and SLR does not guarantee the new lot will be available for occupancy during the year of 2008. Introductory pricing \$2995.00 for the '08 season. The amount you pay for an existing lot applies to the newly constructed lot, and the difference is prorated.